

S183PMII

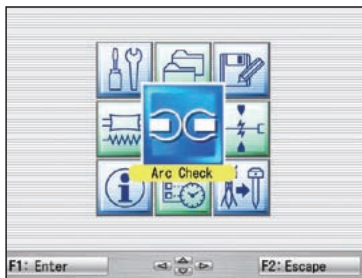
Advanced Fusion Splicer

The S183 Advanced Fusion Splicer was designed specifically for the demanding production and research applications of the optical components industry, being capable of splicing specialty and exotic fiber combinations, very large diameter fiber splicing, the polarization maintaining fibers as well as high-strength splicing application.

The S183PM II Advanced Fusion Splicer is setting a new standard in the field for high-end fusion splicing applications.



FEATURES & APPLICATIONS:



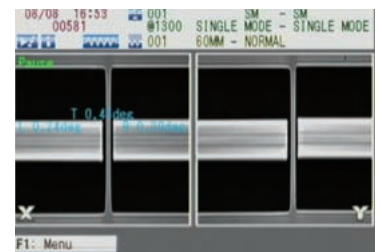


Specialty Splicing Made Easy

The advanced features of the S183PMII allow you to splice today's and tomorrow's most exotic fiber types. Whether performing high-strength splices, splicing small cladding fibers (80 μ m), large cladding fibers (500 μ m), high Δ splicing combinations, PM fibers, or erbium doped fiber, the S183PMII is the splicer for your high-end application.

Fast Splice Time!!

The splice time is lightning fast at 35 seconds for PANDA and 15 seconds for SM. The S183PMII is the fastest in the industry for most fiber applications, allowing you to increase efficiency on your production line.



Safe PM Fiber Rotation

The new rotation mechanism on the S183PMII allows PM fiber to rotate while keeping straight and stable. This minimizes fiber twist, which can be detrimental to sensitive splicing applications.


Quick Loading & Automatic Machine Adjustment

The S183PMII automatically adjusts for different fiber coating and cladding sizes. There is no need to exchange electrodes, v-grooves, or fiber clamps. In addition, the S183PMII has been designed so that the user simply loads the fiber and closes the lid to begin the fusion process. There is no need to lower or set fiber clamps before beginning your splice.



Automatic Fiber Holder Release

The S183PMII automatically performs a tensile proof test on the fiber and releases the holder lid to avoid twisting the fiber after the splice. This automation eliminates the need for the user to manually open and reset the splicer after each fusion splice.



SPECIFICATIONS:

| | |
|--|--|
| Applicable Fibers | SMF, MMF, DSF, NZDSF, CSF, DCF, EDF, PMF, LDF |
| Fibers Cleave Length | 3 to 5mm with coating clamping / 9 to 11mm with bare Fiber clamping |
| Cladding Diameter | 80~500 μ m |
| Coating Diameter | 160~2000 μ m |
| Typical Insertion Loss (Similar Fiber Splicing) | 0.02dB for identical SMF / 0.01dB for identical MMF 0.04dB for identical DSF / 0.05dB for identical PM Fibers |
| Typical Insertion Loss (Dissimilar Fiber Splicing) | 0.05dB for SMF to PANDA Fiber / 0.10dB for SMF to TIGER Fiber 0.15dB for SMF to BOW-TIE Fiber / 0.10dB for PANDA Fiber to TIGER Fiber |
| Typical Extinction Ratio (Cross Talk) (Similar Fiber Splicing) | -40dB (0.6 degree) for identical PANDA Fibers -32dB (1.4 degree) for identical TIGER Fibers -32dB (1.4 degree) for identical BOW-TIE Fibers |
| Typical Extinction Ratio (Cross Talk) (Dissimilar Fiber Splicing) | -32dB (1.4 degree) for PANDA Fiber to TIGER Fiber -30dB (1.8 degree) for PANDA Fiber to BOW-TIE Fiber |
| Loss Estimation Parameters | Cleave angle, Fiber Offset, Tilt, Micro-bending, Fiber end gap, Bubbling at splice point |
| Dimensions / Weight | 350W \times 197D \times 154H mm / 8.5kg |
| Splice Time | 15 seconds for identical Single-Mode Fibers 35 seconds for identical PM Fibers (cladding clamping) 55 seconds for identical PM Fibers (coating clamping) |
| Heating Time | 51 seconds for 60mm sleeves 40 seconds for 40mm sleeves |
| Return Loss | >60dB |
| Tensile Strength | Typical 300kpsi (25N) with High strength splice |
| Magnification | 215X & 430X |
| Monitor | 6" 5-color LCD monitor. |
| Video Output | Analog RGB |
| Data Interface | USB ver1.1 and Ethernet |
| Splice Programs | 55 Default / 150 Available |
| Splice Memory | Maximim 2000 splices |
| Operating Temperature | 0 to +40 $^{\circ}$ C (without excessive humidity) |
| Storage Temperature | -40 to +60 $^{\circ}$ C (without excessive humidity) |
| Power Source | AC 100 to 240V (50 / 60Hz)with AC adaptor |

S183PMII STANDARD PACKAGE:

| P/N | DESCRIPTION | QTY |
|----------------|-----------------------------------|--------|
| S183-P2-A-0001 | S183PM Main Body | 1 |
| S710S-250 | 250 μ m Coating Fiber Holders | 1 pair |
| S710S-400 | 400 μ m Coating Fiber Holders | 1 pair |
| S710S-900 | 900 μ m Coating Fiber Holders | 1 pair |
| S974 | AC Adaptor | 1 |
| S960 | Spare Electrode | 1 pair |
| | Electrode Sharpener | 1 |
| | User's Manual | 1 |

S183PMII OPTIONAL ACCESSORIES:

| P/N | DESCRIPTION | QTY |
|----------------|--|--------|
| S710S-080 | 160 μ m Coating Fiber Holders | 1 pair |
| S968 | Electrodes for Large diameter fiber | 1 pair |
| S710S-LDF | Fiber holders for Large diameter fiber | 1 pair |
| S183-X2-A-0002 | Fiber Transporter | 1 pair |

THE FURUKAWA ELECTRIC CO., LTD.

Head Office:

2-3, Marunouchi 2-chome,
Chiyoda-ku, Tokyo,
100-8322 Japan
Tel: +81 3 3286 3222
Fax: +81 3 3286 3747
www.furukawa.co.jp
comsales@ho.furukawa.co.jp

South East Asia:

Furukawa Electric Singapore Pte. Ltd.
10 Anson Road, #25-07/09,
International Plaza, Singapore 079903
Tel: +65 6328 9896
Fax: +65 6224 2362
admin@furukawa.com.sg

Europe, Middle East and Africa:

Furukawa Electric Europe Ltd.
3rd Floor, Newcombe House
43-45 Notting Hill Gate, London W11 3FE U.K.
Tel: +44 20 7313 5320
Fax: +44 20 7313 5310
www.furukawa.co.uk
sales@furukawa.co.uk

North, Central and South America:

Furukawa America Inc.
200 Westpark Drive, Suite 190
Peachtree City, GA30269
Tel: +1 770 487 1234
Fax: +1 770 487 9910
www.FrukawaAmerica.com
splicers@FrukawaAmerica.com